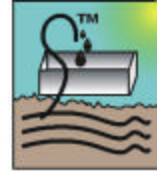




**Oil 4 Less LLC**  
**3 Monroe Pkwy #P-321**  
**Lake Oswego, OR 97035**



[info@oil4lessllc.com](mailto:info@oil4lessllc.com)

<http://oil4lessllc.com>

## **Codatron HT™\***

### High Voltage Regulators

**General Description** - Codatron HT (formerly called theTitanTwo) high voltage shunt regulators are designed to give superior regulation over rapid temperature changes, and are for use in high temperature environments. The regulation of the Codatron HT over rapid temperature changes is superior to any other currently manufactured high voltage regulator. The Codatron HT regulator acts like a high voltage zener, but with low noise and a low temperature coefficient (TC). The regulated voltages offered include those available for the original, now discontinued, Victoreen Corotron, and many more. The Codatron HT regulator has been optimized to operate at approximately 60 microamps, the current favored by many well logging tool technicians, but functions well over a wide range of currents up to a maximum current rating of 500 microamps. A much higher pulse or transient current rating is allowed due to the unique electrical characteristics of the Codatron HT. A small positive temperature coefficient has been included in the design to partly compensate downhole logging detector temperature response characteristics. The Codatron HT was designed for high temperature downhole well logging tools, but can be used as a direct replacement for the Victoreen Corotron in most applications. Shunt capacitors may be used, since the Codatron HT has a positive resistance characteristic at all operating currents. The Codatron HT is the high temperature member of the Codatron family, a different design than the original Codatron, and with extended temperature capability.

- **Available in standard Victoreen Corotron voltages (custom voltages also)**
- **Standard model specifications good from -55° C (-67° F) to +177° C (350° F)**
- **Grade "A" model specifications good from -75° C (-103° F) to +204° C (400° F)**
- **Nominal voltage rating specified at 100° C (212° F)**
- **Operating current range: 20mA to 200mA, -75° C (-103° F) to +204° C (400° F)**
- **Minimum shunt current for regulation: 2mA, 0° C (32° F) to 75° C (167° F)**
- **Maximum shunt current: 500mA, -75° C (-103° F) to +177° C (350° F)**
- **Recommended operating current: 60mA**
- **Excellent peak current rating**
- **Stable at all operating currents by design**
- **Precision tolerance**
- **Excellent voltage regulation 20mA to 500mA**
- **Low noise generation and no self-oscillation**
- **Slight positive temperature coefficient added for downhole detector compensation**
- **Available in a selectable dual voltage version**

**High Temperature Well Logging Electronics**

Society of Petroleum Engineers (SPE) FEIN:52-2314971 OR ID:1158242-3 DUNS:19-581-1190



## ORDERING GUIDE

Model <sup>1,2,3</sup>	Voltage <sup>4</sup>	Part Number
Codatron HT	100 Volts	Codatron HT - 100
Codatron HT	In 50 Volt Steps To	Codatron HT - xxxx
Codatron HT	1250 Volts	Codatron HT - 1250
Codatron HT <sup>2</sup>	1300 Volts	Codatron HT - 1300
Codatron HT <sup>2</sup>	In 50 Volt Steps To	Codatron HT - xxxx
Codatron HT <sup>2</sup>	2500 Volts	Codatron HT - 2500
Codatron HT <sup>2,3</sup>	2550 Volts	Codatron HT - 2550
Codatron HT <sup>2,3</sup>	In 50 Volt Steps To	Codatron HT - xxxx
Codatron HT <sup>2,3</sup>	3750 Volts	Codatron HT - 3750
Codatron HT Dual <sup>5</sup>	Selectable Dual Voltages	Codatron HT - xxxx / xxxx

### Notes:

1. Specify **Standard** to 177°C (350°F), or **Grade "A"** to 204°C (400°F).
2. A surcharge applies to models over 1250 volts.
3. An additional surcharge applies to models over 2500 volts.
4. Custom voltages available on special order.
5. Selectable dual voltage models available on special order. A surcharge applies in addition to any voltage surcharges noted above. Two close voltages can be selected for tuning nuclear detector response, or more removed voltages can be selected making it possible to stock one regulator to repair two-detector well logging tools (the 1050 volt / 1250 volt version is ideal for many gamma-ray / neutron tools).



## ELECTRICAL CHARACTERISTICS\*

### *Standard* Models

Parameter <sup>5</sup>	Conditions <sup>1</sup>	Min	Typ	Max	Units
Temperature Range	<i>Standard</i> Models	-55/-67		177/350	°C/°F
Operating Current Range	-55°C to +177°C (350°F)	20	60	500	μA
Minimum Shunt Current	0°C (32°F) to 75°C (167°F)		2		μA
Maximum Shunt Current	-55°C to +177°C (350°F)		500		μA
Suggested Current			60		μA
Peak Current	PW<300μSec, <0.1% Duty	0		+30	mA
Temperature Coefficient	60μA, 20°C to 177°C (350°F)		3		%
Tolerance <sup>2</sup>	60μA, 100°C (212°F)		1	2	%
Voltage Regulation <sup>3</sup>	At Constant Temperature		1.6	2	%
Voltage Regulation <sup>4</sup>	Over Temperature Range		4.3	5	%

#### Notes:

1. Ta = -55°C (-67°F) to +177°C (350°F), unless otherwise specified.
2. Voltage is specified at 100°C (212°F), not at 25°C (77°F).
3. From 20μA to 500μA at constant temperature.
4. From 25°C (77°F) at 20μA to 177°C (350°F) at 500μA (absolute worst case scenario).
5. Specifications are preliminary and subject to change. Beware of “tin pest” at very low temperatures.

## ELECTRICAL CHARACTERISTICS\*

### *Grade “A”* Models

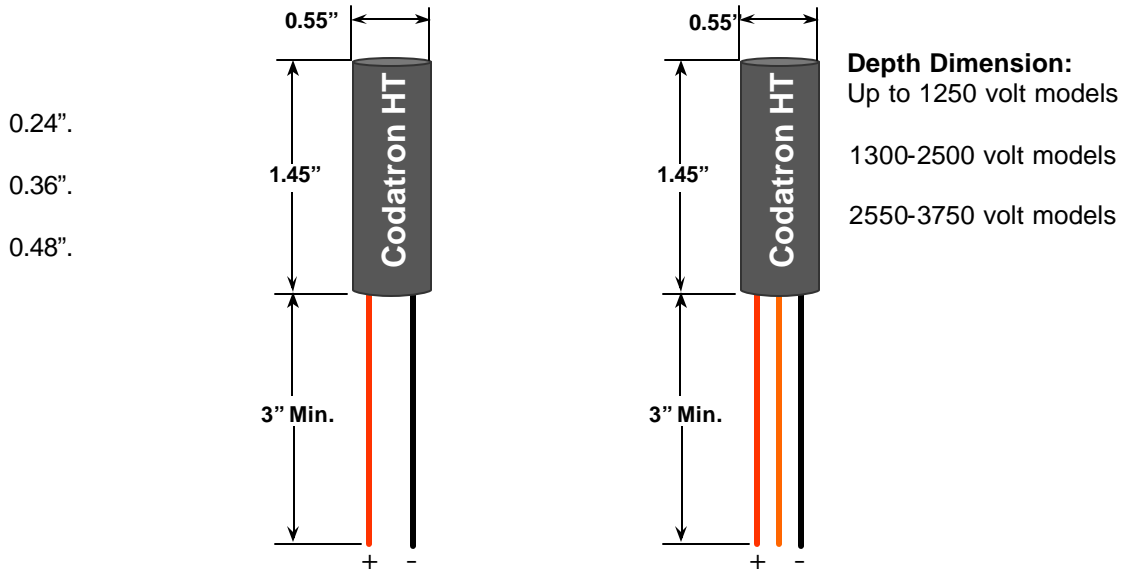
Parameter <sup>6</sup>	Conditions <sup>1</sup>	Min	Typ	Max	Units
Temperature Range	<i>Grade “A”</i> Models	-75/-103		204/400	°C/°F
Operating Current Range	-75°C to +204°C (400°F)	20	60	200	μA
Minimum Shunt Current	0°C (32°F) to 75°C (167°F)		2		μA
Maximum Shunt Current <sup>2</sup>	-75°C to +177°C (350°F)		500		μA
Suggested Current			60		μA
Peak Current	PW<300μSec, <0.1% Duty	0		+30	mA
Temperature Coefficient	60μA, 20°C to 204°C (400°F)		3		%
Tolerance <sup>3</sup>	60μA, 100°C (212°F)		1	2	%
Voltage Regulation <sup>4</sup>	At Constant Temperature		2.0	2.5	%
Voltage Regulation <sup>5</sup>	Over Temperature Range		5.2	7	%

#### Notes:

1. Ta = -75°C (-103°F) to +204°C (400°F) for grade “A” models, unless otherwise specified.
2. From -75°C (-103°F) to +177°C (250°F); derate to 200μA above 177°C (350°F).
3. Voltage is specified at 100°C (212°F), not at 25°C (77°F).
4. From 20μA to 200μA at constant temperature.
5. From 25°C (77°F) at 20μA to 204°C (400°F) at 200μA (absolute worst case scenario).
6. Specifications are preliminary and subject to change. Beware of “tin pest” at very low temperatures.



## PACKAGING INFORMATION



### Single Voltage

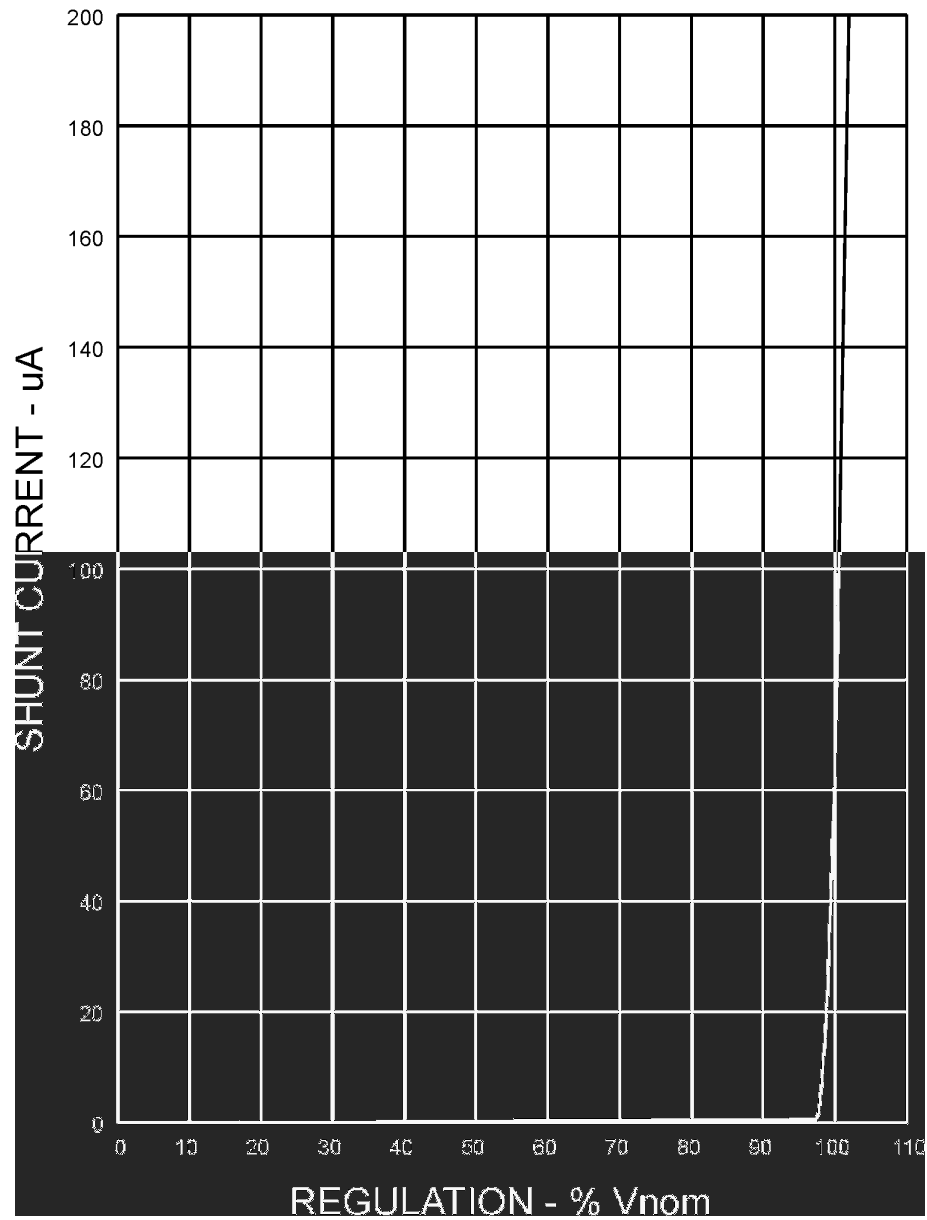
### Dual Voltage<sup>4</sup>

#### Notes:

1. 24 gauge stranded EE grade Teflon insulated leads (colors may vary).
2. Ends stripped and tinned with lead-free high temperature solder.
3. Custom lead lengths available on special order.
4. Dual voltage models may have a third lead or a looped wire jumper.
5. Viton shrink tubing with Kapton film over-wrap standard packaging.

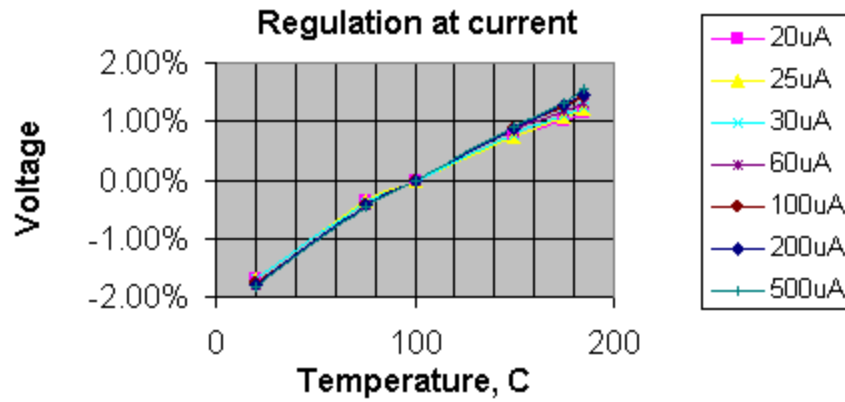


## TYPICAL CURRENT AS A FUNCTION OF VOLTAGE

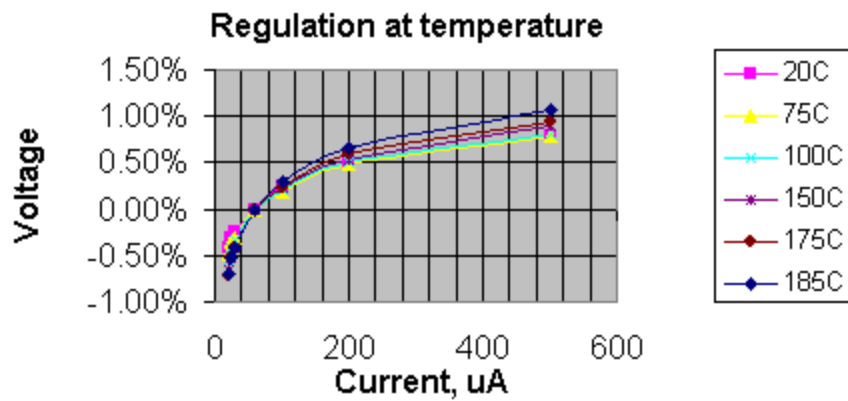




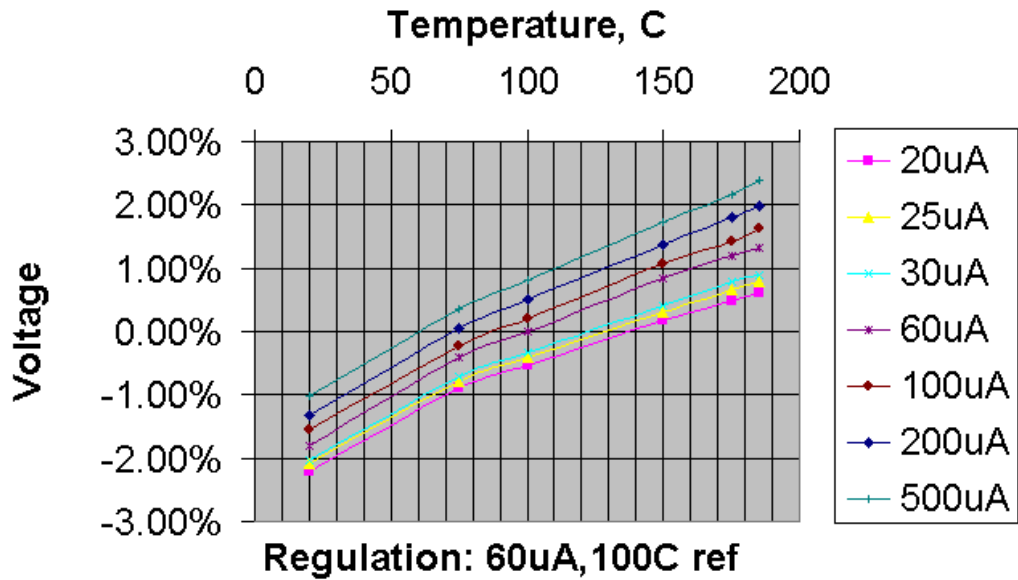
## TYPICAL PERFORMANCE CURVES



**Note:** Voltage seen at 100C used as reference.

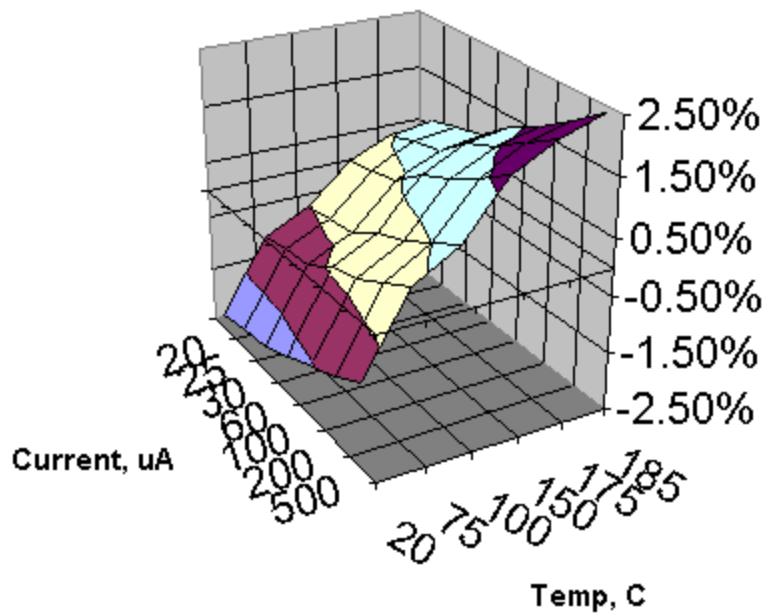


**Note:** Voltage seen at 60uA used as reference.



**Note:** Voltage seen at 60uA and 100C is used as reference.

## Codatron HT regulation



**Note:** Voltage seen at 60uA and 100C is used as reference.

\*Formerly called the TitanTwo.

# Codatron HT™ Data Sheet

July 20, 2010

Page 8

Copyright © 2010 Oil 4 Less LLC

